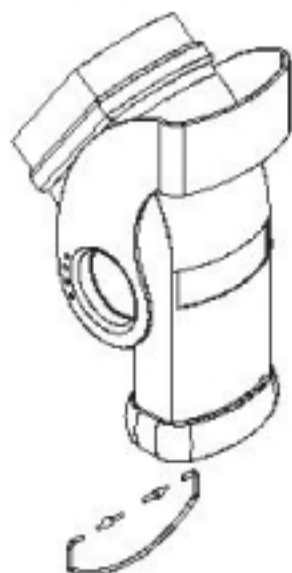


Newleaf Designs Gravity Feed Bin Wire Flow Control Instructions

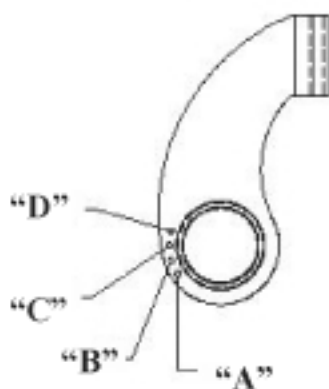
Step 1:

Spread the handle spring as shown.



Step 2:

Place the end of the spring into one of the four flow positions, Make sure the spring ends are in the same hole locations.



Flow Positions

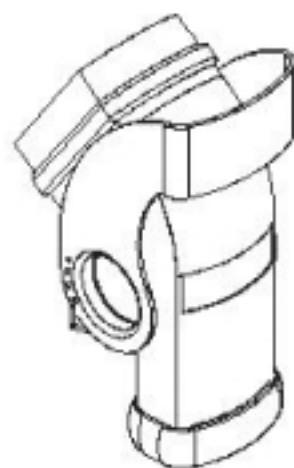
"A" - Maximum

"B" - Medium

"C" - Moderate

"D" - Minimum

Finished



***Note:** The handle spring should always be in one of the four positions.



1501 Westpark Dr., Suite 5, Little Rock, AR 72204

Ph: (800) 872-3490 Fax: (501) 664-9253



TRADE FIXTURES
NEWLEAF DESIGNS